


# K-LITE

DIVA DEEP  
DOWN LIGHTERS



Diva Deep Round recess mounted range of LED ceiling lights are a perfect fit for varied lighting applications. The die cast aluminium housing is ideal for better thermal management. High lumen output / Different wattage & CCT options make this luminaire versatile for superior glare free indoor lighting solutions.

### Product Description

- LED ceiling recessed back-lit panel light - Indoor luminaire with soft uniform Light distribution.
- Luminaire made of die-cast aluminium for better thermal management.
- High efficiency diffuser for glare free, uniform light distribution.
- High lumen output
- High PF constant current LED driver with surge and thermal protection.
- Cable entries for through-wiring of mains supply cable.
- Suitable for operation on 240V, 50Hz single phase ac supply.
- Ordering guide : KL-23321-CCT ( Colour Temperature )
- Available CCT : 3000K, 4000K, 6500K.



### Product Benefits

- Flexible deployment options with a wide spectrum of applications.
- Quick & simple installation.
- Diffuser upto 85% transmission level for better efficiency and higher lumens output.

### Area of Application

Lobbies & Foyers, Retail Sector, Corporate Office, Airports & Hospitals, Residential & Educational premises, Hospitality Industry, Commercial & Business Centers, Interior Traffic areas.

### Available Finish

White epoxy polyester powder coating.





OPEN SOURCE

## Technical Specifications

### General

ID	: 23321
Product Wattage	: 12W LED
COD	: Ø110
Driver Integrated	: Constant Current
Operating Voltage	: 90-265Vac
Operating Temperature	: -15°~+50°C

### Physical

Body	: Die-cast aluminium
Diffuser	: Opal High Transmission
Mounting	: Ceiling recess / Fixed
Finish	: White epoxy polyester powder coating

### Light Source

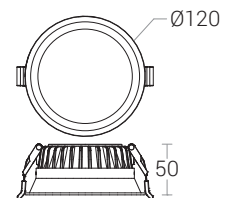
Light Source	: EPISTAR
CRI (Ra)	: >80
LED Colour Temperature	: 3000K / 4000K / 6500K

### Driver

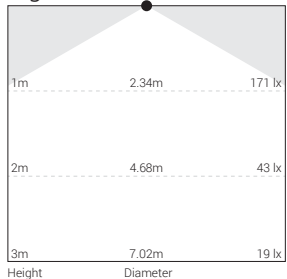
Power Supply	: Integrated
Input Voltage	: 230-240Vac
Frequency	: 50-60Hz
Power Factor	: >0.90
THD	: <20%
Surge Protection	: 2.5kV
Efficiency	: >83%
Dimmable options	: 1-10V / Dali

### Optical Performance

Colour Temperature	: 3000K / 4000K / 6500K
Luminous flux	: 1055 / 1079 / 1023 lm
Beam Angle	: 120° (Fixed)



## Light Distribution





OPEN SOURCE

## Technical Specifications

### General

ID	: 23322
Product Wattage	: 18W LED
COD	: Ø138
Driver Integrated	: Constant Current
Operating Voltage	: 90-265Vac
Operating Temperature	: -15°~+50°C

### Physical

Body	: Die-cast aluminium
Diffuser	: Opal High Transmission
Mounting	: Ceiling recess / Fixed
Finish	: White epoxy polyester powder coating

### Light Source

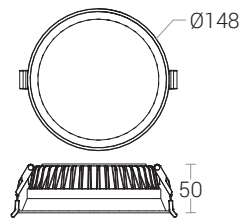
Light Source	: EPISTAR
CRI (Ra)	: >80
LED Colour Temperature	: 3000K / 4000K / 6500K

### Driver

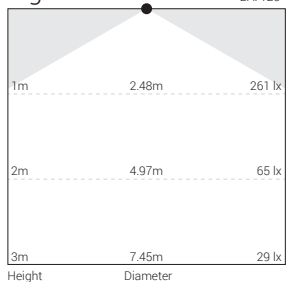
Power Supply	: Integrated
Input Voltage	: 230-240Vac
Frequency	: 50-60Hz
Power Factor	: >0.90
THD	: <20%
Surge Protection	: 2.5KV
Efficiency	: >83%
Dimmable options	: 1-10V / Dali

### Optical Performance

Colour Temperature	: 3000K / 4000K / 6500K
Luminous flux	: 1813 / 1787 / 1722 lm
Beam Angle	: 120° (Fixed)



## Light Distribution





OPEN SOURCE



## Technical Specifications

### General

ID	: 23323
Product Wattage	: 24W LED
COD	: Ø160
Driver Integrated	: Constant Current
Operating Voltage	: 90-265Vac
Operating Temperature	: -15°~+50°C

### Physical

Body	: Die-cast aluminium
Diffuser	: Opal High Transmission
Mounting	: Ceiling recess / Fixed
Finish	: White epoxy polyester powder coating

### Light Source

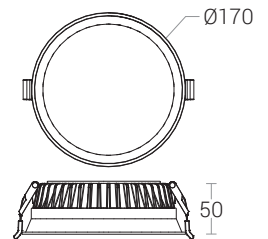
Light Source	: EPISTAR
CRI (Ra)	: >80
LED Colour Temperature	: 3000K / 4000K / 6500K

### Driver

Power Supply	: Integrated
Input Voltage	: 230-240Vac
Frequency	: 50-60Hz
Power Factor	: >0.90
THD	: <20%
Surge Protection	: 2.5KV
Efficiency	: >83%
Dimmable options	: 1-10V / Dali

### Optical Performance

Colour Temperature	: 3000K / 4000K / 6500K
Luminous flux	: 2485 / 1977 / 2360 lm
Beam Angle	: 120° (Fixed)



## Light Distribution

