

Hera recess mounted range of LED ceiling lights are a perfect fit for varied Indoor lighting applications. The die cast aluminium housing is ideal for better thermal management. High lumen output / Different wattage & CCT options make this versatile for superior glare free indoor lighting solutions.

Product Description

- LED ceiling recessed downlight - Indoor luminaire with wide beam light distribution.
- Luminaire made of die-cast aluminium for better thermal management.
- Vacuum - metalised reflector with anti scratch protective layer and added diffuser for glare free, uniform light distribution.
- High PF constant current LED driver.
- Cable entries for through-wiring of mains supply cable.
- Suitable for operation on 240V, 50Hz single phase ac supply.
- Ordering guide : KL-23351-CCT (Colour Temperature)
- Available CCT : 2700, 3000K, 4000K, 6500K.



Product Benefits

- Attractive high quality housing and fixed optics.
- Visual comfort with maximum energy saving
- Sturdy construction in order to maintain performance of the luminaire at reduced maintenance cost.
- Quick & simple installation.
- Flexible deployment options with a wide spectrum of applications.

Area of Application

Lobbies & Foyers, Retail Sector, Corridors, Corporate, Residential & Educational premises, Hospitality Industry, Commercial & Business Centers, etc.


Available Finish

White epoxy polyester powder coating.





OPEN SOURCE



Technical Specifications

General

ID	: 23351
System Wattage	: 10W LED
COD	: Ø100
Driver Integrated	: Constant Current
Operating Voltage	: 100-277Vac
Operating Temperature	: -15°C~+50°C

Physical

Body	: Die-Cast Aluminium
Diffuser	: Frosted
Reflector	: Vacuum metalised
Mounting	: Ceiling recess / Fixed
Finish	: White epoxy polyester powder coating

Light Source


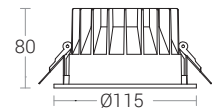
Light Source	: CITIZEN
CRI (Ra)	: >80 (>90 On Request)
LED Colour Temperature	: 2700K / 3000K / 4000K / 6500K

Driver

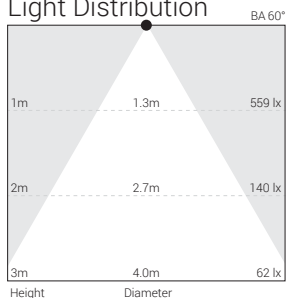
Power Supply	: Integrated
Input Voltage	: 230-240Vac
Frequency	: 50-60 Hz
Power Factor	: >0.95
THD	: <10%
Surge Protection	: 3kV
Efficiency	: >87%
Dimmable	: 1-10V / Dali

Optical Performance

Colour Temperature	: 4000K
Luminaire Luminous flux	: 1058 lm
Beam Angle	: 60°



Light Distribution




Note : It is our constant endeavor to upgrade the performance of our products. For the latest technical information, IES files and product updates please refer to the website at www.klite.in

Hera recess mounted range of LED ceiling lights are a perfect fit for varied Indoor lighting applications. The die cast aluminium housing is ideal for better thermal management. High lumen output / Different wattage & CCT options make this versatile for superior glare free indoor lighting solutions.

Product Description

- LED ceiling recessed downlight - Indoor luminaire with wide beam light distribution.
- Luminaire made of die-cast aluminium for better thermal management.
- Vacuum - metalised reflector with anti scratch protective layer and added diffuser for glare free, uniform light distribution.
- High PF constant current LED driver.
- Cable entries for through-wiring of mains supply cable.
- Suitable for operation on 240V, 50Hz single phase ac supply.
- Ordering guide : KL-23353-CCT (Colour Temperature)
- Available CCT : 2700, 3000K, 4000K, 6500K.



Product Benefits

- Attractive high quality housing and fixed optics.
- Visual comfort with maximum energy saving
- Sturdy construction in order to maintain performance of the luminaire at reduced maintenance cost.
- Quick & simple installation.
- Flexible deployment options with a wide spectrum of applications.

Area of Application

Lobbies & Foyers, Retail Sector, Corridors, Corporate, Residential & Educational premises, Hospitality Industry, Commercial & Business Centers, etc.

Available Finish

White epoxy polyester powder coating.





OPEN SOURCE



Technical Specifications

General

ID	: 23353
System Wattage	: 30W LED
COD	: Ø145
Driver Integrated	: Constant Current
Operating Voltage	: 100-277Vac
Operating Temperature	: -15°C~+50°C

Physical

Body	: Die-Cast Aluminium
Diffuser	: Frosted
Reflector	: Vacuum metalised
Mounting	: Ceiling recess / Fixed
Finish	: White epoxy polyester powder coating

Light Source

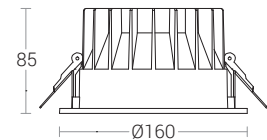
Light Source	: CITIZEN
CRI (Ra)	: >80 (>90 On Request)
LED Colour Temperature	: 2700K / 3000K / 4000K / 6500K

Driver

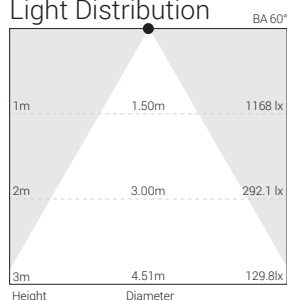
Power Supply	: Integrated
Input Voltage	: 230-240Vac
Frequency	: 50-60 Hz
Power Factor	: >0.95
THD	: <10%
Surge Protection	: 4KV
Efficiency	: >87%
Dimmable	: 1-10V / Dali

Optical Performance

Colour Temperature	: 4000K
Luminaire Luminous flux	: 2736 lm
Beam Angle	: 60°



Light Distribution




Note : It is our constant endeavor to upgrade the performance of our products. For the latest technical information, IES files and product updates please refer to the website at www.klite.in

Hera recess mounted range of LED ceiling lights are a perfect fit for varied Indoor lighting applications. The die cast aluminium housing is ideal for better thermal management. High lumen output / Different wattage & CCT options make this versatile for superior glare free indoor lighting solutions.

Product Description

- LED ceiling recessed downlight - Indoor luminaire with wide beam light distribution.
- Luminaire made of die-cast aluminium for better thermal management.
- Vacuum - metalised reflector with anti scratch protective layer and added diffuser for glare free, uniform light distribution.
- High PF constant current LED driver.
- Cable entries for through-wiring of mains supply cable.
- Suitable for operation on 240V, 50Hz single phase ac supply.
- Ordering guide : KL-23355-CCT (Colour Temperature)
- Available CCT : 2700, 3000K, 4000K, 6500K.



Product Benefits

- Attractive high quality housing and fixed optics.
- Visual comfort with maximum energy saving
- Sturdy construction in order to maintain performance of the luminaire at reduced maintenance cost.
- Quick & simple installation.
- Flexible deployment options with a wide spectrum of applications.

Area of Application

Lobbies & Foyers, Retail Sector, Corridors, Corporate, Residential & Educational premises, Hospitality Industry, Commercial & Business Centers, etc.

Available Finish

White epoxy polyester powder coating.





OPEN SOURCE



Technical Specifications

General

ID	: 23355
System Wattage	: 50W LED
COD	: Ø215
Driver Integrated	: Constant Current
Operating Voltage	: 100-277Vac
Operating Temperature	: -15°C~+50°C

Physical

Body	: Die-Cast Aluminium
Diffuser	: Frosted
Reflector	: Vacuum metalised
Mounting	: Ceiling recess / Fixed
Finish	: White epoxy polyester powder coating

Light Source


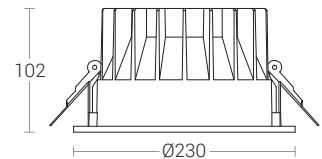
Light Source	: CITIZEN
CRI (Ra)	: >80 (>90 On Request)
LED Colour Temperature	: 2700K / 3000K / 4000K / 6500K

Driver

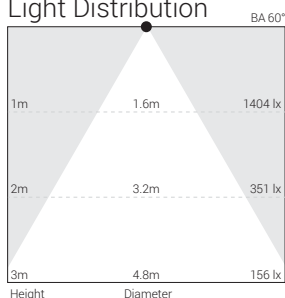
Power Supply	: Integrated
Input Voltage	: 230-240Vac
Frequency	: 50-60 Hz
Power Factor	: >0.95
THD	: <10%
Surge Protection	: 6KV
Efficiency	: >87%
Dimmable	: 1-10V / Dali

Optical Performance

Colour Temperature	: 4000K
Luminaire Luminous flux	: 3867 lm
Beam Angle	: 60°



Light Distribution



Note : It is our constant endeavor to upgrade the performance of our products. For the latest technical information, IES files and product updates please refer to the website at www.klite.in