

Facade luminaires with Hybrid optics, downwards for ambient lighting and orientation, upwards to accentuate architectural elements, Precise lighting for where it is required. Aesthetically shaped wall mounted luminaire with fully shielded light source for striking light effects.

### Product Description

- Luminaire made of pressure die cast aluminium, extruded aluminium & external non corrosive stainless steel fasteners.
- Clear toughened glass.
- Polycarbonate optical lens.
- Silicone gasket.
- Die cast aluminium base for easy installation onto the wall / column.
- Cable entries for through-wiring of mains supply cable.
- Integral constant current power supply
- CRI (Ra) : 90
- Prewired with LED driver and suitable for operating on 240V, 50Hz single phase ac supply.
- Ordering guide : KL-23650-CCT (Colour Temperature)
- Available CCT : 2700K, 3000K, 4000K, 6500K



### Product Benefits


- Sturdy construction in order to maintain performance of the luminaire and to reduce maintenance costs.
- Quick & simple installation with low maintenance.
- Clear glass in the front with continuous silicone gasket to ensure adequate sealing.
- Sustainable LED technology offers durability and optimal light output with low power consumption.

### Area of Application

Residential, Building facade, Commercial centres, Passages, Pathways, Sculptures and Structures.

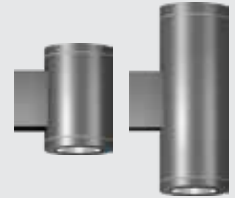
### Available Finish

Pure polyester powder coated  
RAL 9004 Black  
RAL 9007 Grey aluminium  
RAL 7016 Anthracite grey  
Graphite grey





AHMEDABAD INTERNATIONAL AIRPORT



## Technical Specifications

### General

ID	: 23650 / 23651
System Wattage	: 1 x 18W / 2 x 18W LED
Driver Integral	: Constant Current
Operating Voltage	: 100-300Vac
Operating Temperature	: -15°C~+50°C

### Physical

Body	: Extruded & Die-cast aluminium
Diffuser	: Clear toughened glass
Mounting	: Surface - Wall
Finish	: Powder coated RAL 9004 Black RAL 9007 Grey aluminium RAL 7016 Anthracite grey Graphite grey

### Light Source

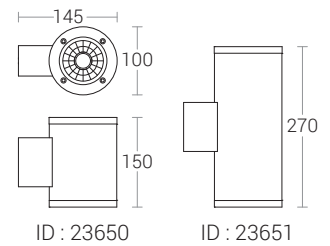
Light Source	: CITIZEN
CRI (Ra)	: 90
LED Colour Temperature	: 2700K / 3000K/ 4000K 6500K

### Driver

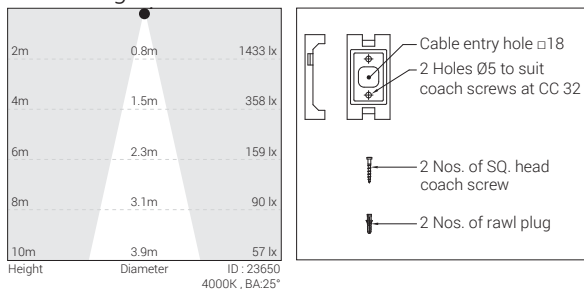
Power Supply	: Integral
Input Voltage	: 230-240Vac
Frequency	: 50-60 Hz
Power Factor	: ≥0.95
THD	: <10%
Surge Protection	: 4KV
Efficiency	: >80%

### Optical Performance

Beam Angle	: 15° / 25° / 40°
------------	-------------------



## Cone Diagram



**Note :** It is our constant endeavor to upgrade the performance of our products. For the latest technical information, IES files and product updates please refer to the website at [www.klite.in](http://www.klite.in)