

These environmentally friendly LED garden and pathway luminaires, create a pleasant light distribution with a high degree of visual comfort. These luminaires offer shielded glare free illumination on ground surface and are perfect for illuminating entrances, footpaths as well as garden and landscape architecture. Clean Lines and pure form are the underlying elements of this series of LED bollards, designed to provide downward radial light emission of 360°.

Product Description

- Luminaire made of extruded aluminium alloy (grade 6063) with die-cast aluminium components and external non corrosive SS fasteners.
- For optimum coordination with lighting situation, these luminaires can be supplied in two different heights.
- Clear acrylic diffuser.
- Silicone gasket.
- Pressure die-cast aluminium mounting base.
- Cable entries for through-wiring of mains supply cable.
- Integral constant current power supply
- CRI (Ra) : >80
- Prewired with LED driver and suitable for operating on 240V, 50Hz single phase ac supply.
- Ordering guide : KL-22500-CCT (Colour Temperature)
- Available CCT : 2700K, 3000K, 4000K, 5700K



Product Benefits

- High luminous efficiency at reduced wattage.
- Elegant, Robust design
- Dark sky compliant protects pedestrians from glare by preventing spill light above the horizontal plane.
- Sustainable LED technology offers durability and optimal light output with low power consumption.

Area of Application

Suitable for low traffic areas.


Available Finish

Pure polyester powder coated
RAL 9004 Black
RAL 9007 Grey aluminium
RAL 7016 Anthracite grey
Graphite grey





VR MALL, CHENNAI



Technical Specifications

General

ID	: 22500
System Wattage	: 16W LED
Driver Integral	: Constant Current
Operating Voltage	: 100-277Vac
Operating Temperature	: -15°C~+50°C

Light Source

Light Source	: NICHIA
CRI (Ra)	: >80
LED Colour Temperature	: 2700K / 3000K / 4000K / 5700K

Physical

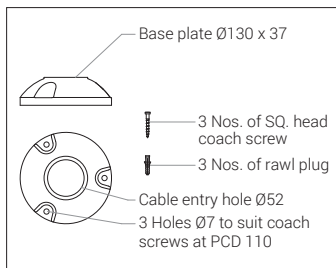
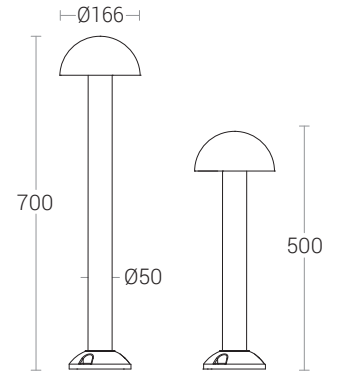
Body	: Die-Cast Aluminium with Extruded Aluminium Tube
Diffuser	: Clear Acrylic
Gasket	: Silicone
Mounting	: Surface
Finish	: Powder coated RAL 9004 Black RAL 9007 Grey aluminium RAL 7016 Anthracite grey Graphite grey

Driver

Power Supply	: Integral
Input Voltage	: 230-240Vac
Frequency	: 50-60 Hz
Power Factor	: >0.95
THD	: <10%
Surge Protection	: 4KV
Efficiency	: >80%

Optical Performance

Light Distribution	: Symmetrical
--------------------	---------------



Note : It is our constant endeavor to upgrade the performance of our products. For the latest technical information, IES files and product updates please refer to the website at www.klite.in