




OPEN SOURCE



## Technical Specifications

### General

ID	: 24085
System Wattage	: 1W LED
Driver Non-Integral	: Constant Current
Operating Voltage	: 150-270Vac
Operating Temperature	: -15°C~+50°C

### Physical

Body & Front Ring	: 316 Grade Stainless Steel
Diffuser	: Clear Toughened Glass (Clear / Asymmetrical Prismatic / Opal)
Mounting Sleeve	: Polypropylene Black
Mounting	: Wall / Floor - Recess

### Light Source

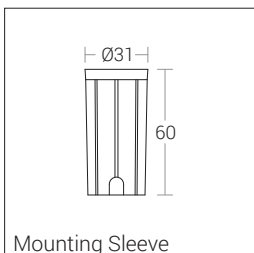
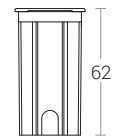
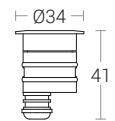
Light Source	: NICHIA
CRI (Ra)	: ≥80
LED Colour Temperature	: 2700K / 3000K / 4000K 5700K

### Driver

Power Supply	: Non Integral
Input Voltage	: 230-240Vac
Frequency	: 50-60 Hz

### Optical Performance

Beam Angle	: 40°
------------	-------



Mounting Sleeve

**Note :** It is our constant endeavor to upgrade the performance of our products. For the latest technical information, IES files and product updates please refer to the website at [www.klite.in](http://www.klite.in)