




MAA SAMALESWARI TEMPLE, ODISHA



**Technical Specifications**

**General**

ID	: 2753 / 2741
System Wattage	: 6W / 12W LED
Driver Integral	: Constant Current
Operating Voltage	: 100-277Vac
Operating Temperature	: -15°C~+50°C

**Light Source**

Light Source	: NICHIA
CRI (Ra)	: ≥80 (>90 - On Request)
LED Colour Temperature	: 2700K / 3000K / 4000K / 5700K

**Physical**

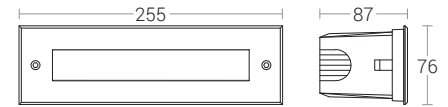
Body	: Die-Cast Aluminium
Diffuser	: Translucent Acrylic
Gasket	: Silicone
Mounting Sleeve	: ABS Plastic
Mounting	: Wall - Recess
COD (mm)	: 240 x 83 x 70
Finish	: Powder coated
	: RAL 9004 Signal black
	: RAL 9007 Grey aluminium
	: RAL 7016 Anthracite grey
	: Graphite grey

**Driver**

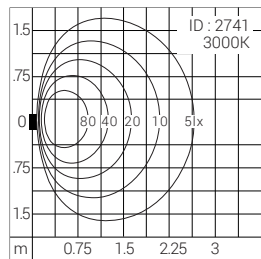
Power Supply	: Integral
Input Voltage	: 230-240Vac
Frequency	: 50-60 Hz
Power Factor	: ≥0.90
THD	: <10%
Surge Protection	: 2KV / 2.5KV
Efficiency	: >80%

**Optical Performance**

Light Distribution	: Diffused
--------------------	------------



**Light Distribution**



Applied Photometry : H=0.5m

**Note:**

- Recessed diffused light.
- Recommended installation height : 400-500 mm
- Recommended spacing : 3 metres

**Note :** It is our constant endeavor to upgrade the performance of our products. For the latest technical information, IES files and product updates please refer to the website at [www.klite.in](http://www.klite.in)